

Rebounding Steel Bollard Type 3

PROTECTIVE GUARDING - SLOWSTOP®

INSTALLATION INSTRUCTIONS | P/N SS-T3Y-100




Materials

- 1 Elastomer
- 1 Adapter with Set Screws
- 1 Base
- 1 Metal Tube
- 8 Concrete Anchors

Tools Required


- Hammer Drill
- Concrete Drill Bit
- Impact Wrench
- Impact Socket
- Vacuum or Compressed Air with Nozzle
- 8mm Allen Wrench



Layout and mark final location using the base as a guide. Ensure 3 anchors slots are facing towards the most common direction of impact.
Note: Keep the bollard 0.32 x height away from any solid object to allow for tilting.



Remove base and drill eight 16mm holes, 135mm deep. Clean out the concrete dust from the holes.



Place the elastomer in the center of the location.




Place the adapter centered on top of the elastomer so that the set screws are facing the direction of impact.




Fit base over the adapter so that it rests on the adapter flange and covers the elastomer.




Hand tighten all eight anchors slightly into their holes. Ensure that the base anchor slots are evenly aligned with the anchors.



Tighten the concrete screw Anchors in a star pattern, compressing the elastomer and making the base flush to the concrete. Anchor heads must be tightened firmly, flush to base. *Torque Spec: 115 Nm*



Insert the pipe into the adapter.



Firmly tighten all set screws to hold the bollard pipe in place.
Torque Spec: 68 Nm

Notes

- Assembly and installation should be performed by qualified personnel only.
- Installation to be done on concrete with a minimum of C20/25, 150mm thick.
- Bollards and anchors must be properly sized and rated for the expected loads and speed.

4955 Stout Drive, San Antonio, TX 78219
(210) 736-4477 | 1-800-736-5256 | info@impactrecovery.com

impactrecovery.com

April 2024

©2024 Impact Recovery Systems, Inc.® All rights reserved. Impact Recovery Systems, OneBase, and Tuff Curb are registered trademarks of Impact Recovery Systems, Inc.® SlowStop® is a registered trademark of SlowStop Guarding Systems, LLC.®

The products mentioned in this document are covered by the following U.S. and international patent numbers: 7,195,422 | 7,621,691 | D937,700 | D620,823 | D620,824 | D620,825 | EP 2 267 225 | EP 2 888 412 | 9,938,677 | 11,136,735 | D932,875. Other U.S. and International patents pending.